




colours

trim materials



Scarlet Red




Galileo Green




Granite




Aegean Blue



Satellite Grey



Hyperion Blue




Solstice Gold



Diablo Red



Mugello cloth - Black




Mugello cloth - Grey



Leather - Tungsten



Leather - Chestnut



Leather - Amarante Red

technical specification

Peugeot coupé	2.2	2.0 Auto	3.0 V6	3.0 V6 AUTO	2.2 HDi
Badge/engine availability					
2.0 S		●			
2.0 SE		●			
2.2 S	●				
2.2 SE	●				
V6 SE			●	●	
2.2 HDi S					●
2.2 HDi SE					●
Engine					
Fuel type	Petrol	Petrol	Petrol	Petrol	Diesel
Cubic capacity (cc)	2230	1998	2946	2946	2179
Bore x stroke (mm)	86 x 96	85 x 88	87 x 82.6	87 x 82.6	85 x 96
Number of valves	16	16	24	24	16
Maximum power bhp at rpm (Kw)	160 (116) @ 5650	137 (98.7) @ 6000	210 (151.4) @ 6000	210 (151.4) @ 6000	136 (98) @ 4000
Maximum torque lb ft at rpm (Nm)	162 (216) @ 3900	139.6 (189.3) @ 4100	209.7 (284.4) @ 4000	209.7 (284.4) @ 4000	235 (314) @ 2000
Particulate filter (FAP)					●
Induction	Electronic fuel injection Bosch MP 7.0				HDi
Transmission					
5 speed manual	●		●		●
4 speed automatic auto adaptive with sport & winter settings		●		●	
Brakes					
Brembo 4 piston braking system			●	●	
Ventilated front discs	●	●	●	●	●
Rear discs	●	●	●	●	●
Servo assistance	●	●	●	●	●
ABS with Electronic Brake Force Distributor (EBFD)	●	●	●	●	●
Emergency Brake Assist	●	●	●	●	●
Automatic illumination of hazard warning lights	●	●	●	●	●
Steering					
Engine speed variable rate power assistance	●	●			●
Vehicle speed variable rate power assistance			●	●	
Turning circle between kerbs (m)	11.45	11.45	11.45	11.45	11.45
Suspension					
Front	Inverted Macpherson type strut with wishbones and de-coupled anti-roll bar				
Rear	RS 10 Multilink system – four arms per unit plus anti-roll bar				
ESP (Electronic Stability Programme) & ASR (Traction Control)	●		●	●	●
Tyres					
Size	215/55 R16	205/55 R16	215/55 R16	215/55 R16	215/55 R16
Space saver spare – 2.0		●			
Full size spare – 2.2 petrol, 2.2 HDi & V6	●		●	●	●

technical specification

Peugeot coupé	2.2	2.0 Auto	3.0 V6	3.0 V6 AUTO	2.2 HDi
Performance (driver only)**					
Maximum speed (mph)	135	125	149	144	129
Acceleration 0 – 62 mph (sec)	9.2	12.3	7.7	9.5	10.1
0 – 1000m (sec)	30.2	33.5	28.3	30	31.6
Fuel consumption (EU directive '1999/100')***					
Urban drive cycle MPG (litres/100km)	22.0 (12.8)	22.9 (12.3)	19.6 (14.4)	19.2 (14.7)	32.1 (8.8)
Extra urban drive cycle MPG (litres/100km)	43.5 (6.5)	43.5 (6.5)	38.2 (7.4)	36.2 (7.8)	57.6 (4.9)
Combined drive cycle MPG (litres/100km)	32.1 (8.8)	32.8 (8.6)	28.2 (10)	27.2 (10.4)	44.1 (6.4)
Fuel tank					
Capacity (litres)	70	70	70	70	60
Emissions information					
Carbon Dioxide (CO ₂) emissions (g/km)	210	206	238	248	168
Carbon Monoxide (CO) emissions (g/km)	0.682	0.655	0.148	0.19	0.163
Regulated Emission (HC) Standard (g/km)	0.068	0.190	0.053	0.072	
Regulated Emission (Nox) Standard (g/km)	0.041	0.122	0.025	0.014	0.352
Regulated Emission (HC+Nox) Standard (g/km)					0.377
Particulates (g/km)					0.002
Noise Level dB(A) moving	73.0	72.4	71.0	73.5	73.4
Weight (kg)					
Gross vehicle weight	1900	1800	1910	1935	1835
Kerb weight	1359	1400	1485	1510	1410
Gross train weight	3100	3000	3210	3235	3135
Maximum braked trailer towing weight†	1300	1300	1300	1300	1300
Maximum tow ball weight	80	80	80	80	80
Dimensions (mm)					
Length			4615		
Width			1780		
Height	1354	1352	1354	1354	1354
Wheelbase			2700		
Front wheel track			1511		
Rear wheel track			1525		
Boot volume dm ³ (Cu/ft)			390 (13.77)		
Benefit in kind company car taxation					
These percentages are based on CO ₂ emissions and taxation legislation as at March 2001					
BIK Taxation – 2002/2003 (%)	24	23	29	31	18
BIK Taxation – 2003/2004 (%)	26	25	31	33	20
BIK Taxation – 2004/2005 (%)	28	27	33	35	22
Insurance group ABi recommended					
Ratings as recommended by the Association of British Insurers	17D	15	18	18	15

† Maximum towing weights are within the overall gross train weight ** Manufacturers own figures *** Government approved figures

equipment & options

Peugeot coupé

S

SE

Body styles

2 door coupé

●

●

Engine availability

2.0 petrol automatic

●

●

2.2 petrol

●

●

2.2 HDI

●

●

V6 3.0

●

Safety

ABS with Electronic Brake Force Distributor (EBFD)

●

●

Emergency Brake Assist

●

●

ESP (Electronic Stability Programme) and ASR (Traction Control) (2.2 petrol, 2.2 HDI & 3.0 V6)

●

●

Automatic illumination of hazard warning lights

●

●

Driver SMART airbag

●

●

Front passenger SMART airbag with deactivate switch

●

●

Front side airbags

●

●

Side impact absorbent padding (front doors)

●

●

Side impact reinforcement beams

●

●

Front seat belt pre tensioners and weblocks

●

●

Height adjustable front seat belts

●

●

2 rear 3-point safety belts

●

●

Security

Rolling code transponder immobiliser (Thatcham category 2 approved)

●

●

Visible VIN number

●

●

Vin number encoded radio cassette player

●

●

Steering column slip ring

●

●

Deadlocks

●

●

Locking wheel bolts

●

●

Ultrasonic alarm

●

●

Comfort and convenience

Remote control central locking

●

●

Electric front windows

●

●

One touch drivers' window with anti-pinch

●

●

Electric window lift frameless doors

●

●

Height and reach adjustable steering wheel

●

●

Driver clutch foot rest

●

●

Trip computer

●

●

Cruise control (2.2 petrol 2.2 HDI and 3.0 V6)

●

●

Remote headlights adjustment from fascia

●

●

Chromed front ashtray with damped opening

●

●

2 grab handles

●

●

Athermic (heat reflective) windscreen

●

●

Tinted glass

●

●

Driver vanity mirror with cover and ticket holder

●

illuminated

Passenger vanity mirror

●

illuminated

Remote control fuel flap opening

●

●

Electric folding door mirrors

●

●

Electrochrome rear view mirror

●

●

In-car entertainment

Clarion RM2 radio cassette 10w x 4 speakers

●

●

Boot mounted 6 disc CD autochanger

●

●

JBL amplifier with 8 speakers

○

●

Digital display separate from stereo unit

●

●

Steering column remote control

●

●

Short sport roof mounted aerial with amplifier

●

●

Satellite Navigation

○

●

Heating and ventilation

Digital air conditioning with climate control

●

●

Illuminated heater controls and rheostat

●

●

Pollen filter

●

●

Electric tilt/slide sunroof with blind

○

○

equipment & options

Peugeot coupé

S

SE

Instruments

Speedometer with digital odometer/digital trip computer
 Water temperature and fuel gauges
 Rev counter
 Digital oil level indicator
 Oil pressure gauge
 External temperature gauge
 Digital clock

●
●
●
●
●
●
●

●
●
●
●
●
●
●

Interior features

Leather rimmed steering wheel
 Aluminium/leather gear knob
 Carpet trimmed boot
 Moulded dashboard featuring graphite insert
 Chrome instrument surrounds
 Lockable front passenger glovebox with light
 Full length centre console featuring 3 stowage areas
 Boot light
 Rear parcel shelf lidded stowage box
 Front seat back map pockets
 Map reading light
 Front and rear courtesy lights
 Luxury carpet mats
 Door sill kick plates
 Door sill illumination

●
●
●
●
●
●
●
●
●
●
●
●
●
●
●

●
●
●
●
●
●
●
●
●
●
●
●
●
●
●

Exterior features

Body colour front & rear bumper aprons
 Bodyside mouldings
 Grey laquer finish to door mirrors
 Body coloured door handles
 Metallic/Pearlescent paint
 Chrome exhaust trim
 Hoggar 16" alloy wheels

●
●
●
●
○
●
●

●
●
●
●
○
●
●

Exterior lighting & visibility

Double optic headlamps
 Automatic headlights on
 Headlights security delay illumination
 Double angle driver side door mirror
 Intermittent windscreen wiper setting
 Automatic rain sensing front wipers
 Headlight wash
 Electrically operated & heated door mirrors
 Memory setting for door mirrors
 Lights on warning buzzer
 High level third brake light
 Front fog lights
 Crystal clear lens side indicators

●
●
●
●
●
●
●
●
●
●
●
●
●
●

●
●
●
●
●
●
●
●
●
●
●
●
●
●

Seating

Sport front seats and rear bucket seats
 Tilt adjustment of driver's seat
 Height adjustment of driver seat
 Passenger seat lumbar support
 Electrically operated and heated front seats
 Double memory position setting for driver's seat
 Adjustable front head restraints
 Two height adjustable rear headrests
 Rear centre armrest with ski hatch
 60/40 split folding rear seatback
 Leather interior trim

●
●
●
●
●
●
●
●
●
●
●

●
●
●
●
●
●
●
●
●
●
●

Peugeot coupé range model comparison

S

SE

Cruise control (except 2.0 auto)
 ESP (except 2.0 auto)
 Luxury carpet mats
 Door sill lights
 CD changer
 Leather steering wheel
 16" alloy wheels
 Rear centre armrest
 Digital air conditioning
 Radio cassette RM2
 Auto Headlights On
 Athermic windscreen
 Automatic windscreen wipers
 Front fog lights
 2 rear head restraints
 Electric heated door mirrors
 External temperature display
 Trip computer
 Folding rear seats
 Central locking+plip+deadlocks
 Electric front windows
 Power steering
 Side air-bags
 Driver & Passenger SMART airbags
 Emergency brake assist
 ABS+EBFD

JBL Hi Fi
Headlights wash
Cruise control (except 2.0 auto)
Lighted courtesy mirrors
Heated electric seats with memory
Electrochrome rear view mirror
Electric folding door mirrors
Leather upholstery
Satellite Navigation
 Cruise control (except 2.0 auto)
 ESP (except 2.0 auto)
 Luxury carpet mats
 Door sill lights
 CD changer
 Leather steering wheel
 16" alloy wheels
 Rear centre armrest
 Digital air conditioning
 Radio cassette RM2
 Auto Headlights On
 Athermic windscreen
 Automatic windscreen wipers
 Front fog lights
 2 rear head restraints
 Electric heated door mirrors
 External temperature display
 Trip computer
 Folding rear seats
 Central locking+plip+deadlocks
 Electric front windows
 Power steering
 Side air-bags
 Driver & Passenger SMART airbags
 Emergency brake assist
 ABS+EBFD

colours & trims

	S Mugello cloth		Tungsten	SE Leather	
	Black	Grey		Chestnut	Amarante Red
Solid colours					
Scarlet Red	●		●	○	
Metallic colours					
Granite	●	○	○		●
Satellite Grey	●	○	○	○	●
Solstice Gold	●	○	●	○	
Galileo Green	○	●	○	●	○
Pearlescent colours					
Aegean Blue	●	○	○	●	
Hyperion Blue	●	○	●	○	○
Diablo Red	●	○	●		○

● Highly recommended seat trim ○ Alternative choice of seat trim

Steering wheel comes colour coordinated to leather seat trim colour (upper and lower sections of rim)

Tungsten steering wheel is available as a no cost option

Metallic and Pearlescent paint are extra cost options

INTERIOR ENVIRONMENT	Tungsten	Tungsten	Tungsten	Tungsten	Tungsten
----------------------	----------	----------	----------	----------	----------

For details of Diplomatic & Export Sales contact Peugeot Export, 454 - 490 Mile End Road, London E1 4PE. Issued by Sales and Marketing, Peugeot Motor Company PLC, Aldermoor House, PO Box 227, Aldermoor Lane, Coventry CV3 1LT. Peugeot 0845 200 1234. Calls charged at local rate. www.peugeot.co.uk

It is our policy to continually improve our vehicles in every way and we reserve the right to modify our vehicles' specification (including colour), equipment, accessories and characteristics or to discontinue any model, without notice, at any time.

Every endeavour has been made to ensure that the information, details and descriptions set out in this literature are correct, at the time of going to press. However, we are unable to guarantee that no changes have subsequently taken place to the specification (including colour), equipment, accessories and characteristics of, or relating to, any Peugeot vehicle, after the publication of this literature.

Although every effort is made to bring this literature up to date, from time to time, in order to avoid any misunderstandings, you are advised to check with your Peugeot dealer the specification (including colour), equipment, accessories and equipment relating to any Peugeot vehicle, prior to ordering.

Where a feature is described as an option in this publication, it should be assumed that it is at extra cost unless specifically stated otherwise.

Due to the limitations of the printing process, the colour and trims may differ slightly from the actual cars.

December 2002 MCP 2048

